

# Khyber Pakhtunkhwa Corona Virus Disease COVID-19 Daily Update 24 July 2021

---

## 1. Snapshot figures for the day<sup>1</sup>

# 2479

Total Active Cases<sup>2</sup>

# 141627

Total Cases

# 132

New Cases Today

# 4417

Total Deaths

# 06

New Deaths Today

# 134731

Total Recovered

# 81

New Recoveries Today

# 2277448

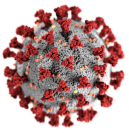
Total Tests

# 6117

New Tests Today

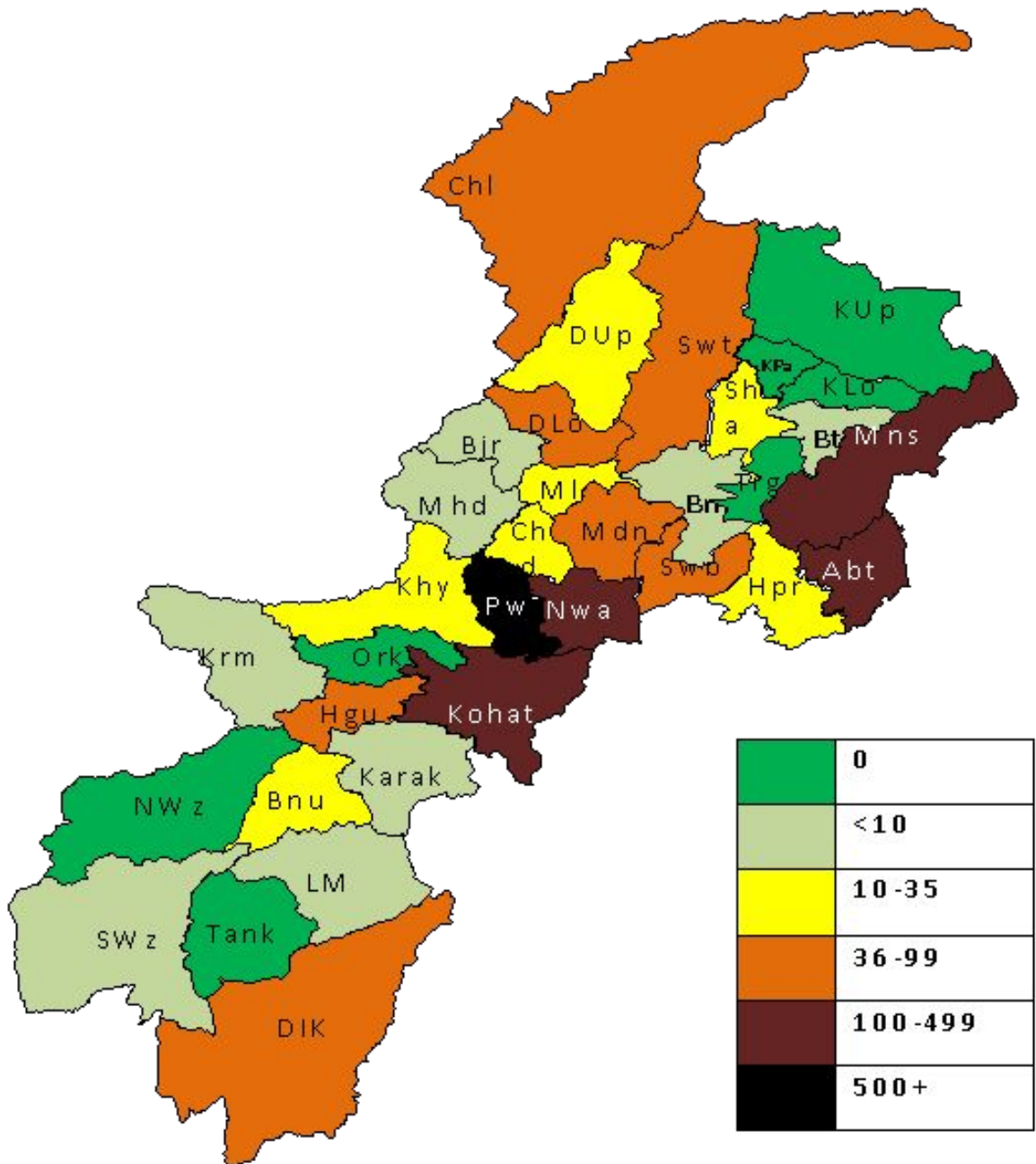
1. Figures up to 12 Midnight on the 23<sup>rd</sup> July, 2021
2. Active cases = total cases till now – deaths – recoveries



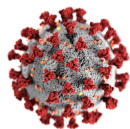


# Khyber Pakhtunkhwa Corona Virus Disease COVID-19 Daily Update 24 July 2021

## 2. Provincial Heatmap



Map colored by active cases



**Khyber  
Pakhtunkhwa  
Corona Virus  
Disease COVID-19  
Daily Update  
24 July 2021**

**3. District data**

District	Cases		Deaths		Recoveries	Active Cases
	Total	24 hrs	Total	24 hrs		
<b>Total</b>	<b>141627</b>	<b>132</b>	<b>4417</b>	<b>6</b>	<b>134731</b>	<b>2479</b>

**Peshawar Division**

PESHAWAR	51999	72	2146	1	48828	1025
CHARSADDA	3974	1	61	0	3904	9
NOWSHERA	5925	12	106	1	5620	199
KHYBER	2242	0	12	0	2209	21
MOHMAND	1246	0	2	0	1241	3
<b>Total</b>	<b>65386</b>	<b>85</b>	<b>2327</b>	<b>2</b>	<b>61802</b>	<b>1257</b>

**Mardan Division**

MARDAN	9054	7	415	0	8527	112
SWABI	4128	1	170	0	3882	76
<b>Total</b>	<b>13182</b>	<b>8</b>	<b>585</b>	<b>0</b>	<b>12409</b>	<b>188</b>

**Malakand Division**

SWAT	8444	3	363	0	8057	24
BUNER	1724	0	19	0	1702	3
DIR LOWER	4212	0	51	0	4087	74
DIR UPPER	2687	0	53	0	2620	14
SHANGLA	1308	2	5	0	1281	22
MALAKAND	4868	1	51	0	4778	39
CHITRAL LOWER	1785	0	17	0	1736	32
CHITRAL UPPER	1150	0	18	0	1115	17
BAJAUR	1910	0	82	0	1811	17
<b>Total</b>	<b>28088</b>	<b>6</b>	<b>659</b>	<b>0</b>	<b>27187</b>	<b>242</b>

**Hazara Division**

MANSEHRA	3947	12	39	0	3776	132
ABBOTTABAD	6024	13	265	1	5535	224
HARIPUR	4779	1	89	0	4660	30
TOR GHAR	256	2	0	0	252	4
KOHI STAN UPPER	275	0	0	0	275	0
KOHI STAN LOWER	184	0	0	0	184	0
KOLAI PALLAS	66	0	0	0	66	0
BATTAGRAM	1031	0	21	0	1009	1
<b>Total</b>	<b>16562</b>	<b>28</b>	<b>414</b>	<b>1</b>	<b>15757</b>	<b>391</b>

**Kohat Division**

KOHAT	4692	0	161	2	4249	282
HANGU	735	0	17	0	669	49
KARAK	1490	0	29	0	1458	3
KURRAM	1833	0	14	0	1811	8
ORAKZAI	591	0	3	0	588	0
<b>Total</b>	<b>9341</b>	<b>0</b>	<b>224</b>	<b>2</b>	<b>8775</b>	<b>342</b>

**Bannu Division**

BANNU	2327	2	96	0	2198	33
LAKKI MARWAT	828	0	1	0	824	3
NORTH WAZIRI STAN	312	0	1	0	311	0
<b>Total</b>	<b>3467</b>	<b>2</b>	<b>98</b>	<b>0</b>	<b>3333</b>	<b>36</b>

**Dera Ismail Khan Division**

DERA ISMAIL KHAN	2579	3	106	1	2452	21
TANK	355	0	0	0	355	0
SOUTH WAZIRI STAN	515	0	3	0	510	2
<b>Total</b>	<b>3449</b>	<b>3</b>	<b>109</b>	<b>1</b>	<b>3317</b>	<b>23</b>

**Quarantine/Travellers**

<b>Total</b>	<b>2152</b>	<b>0</b>	<b>1</b>	<b>0</b>	<b>2151</b>	<b>0</b>
--------------	-------------	----------	----------	----------	-------------	----------

